

VersaLux LED Slot, Flush Snap-in Lens

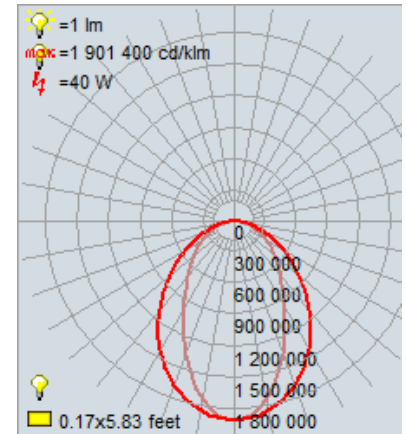
VL4 LED

Linear Photometrics 4000K

LED Strip

High output edge-to-edge, end-to-end illumination

- Choice of lumen output levels:
 - S:** Standard
 - H:** High
 - M:** Maximum
 - C:** Custom (between 400 and 1000 Lm/Ft)
- LED Efficiency: Up to 160 Lm/Wt at Maximum output and 180 Lm/Wt at Standard power (at 80+ CRI)
- L70: 50,000+ hours at Maximum output
- 2700K, 3000K, 3500K, 4000K and Tunable White: 2700K-6500K
- CRI: 80+ or 90+
- Color Consistency: Equal or better than 3 SCDM with chip mixing
- UL Listed
- 5 year limited warranty*



Fixture Efficacy

Output Setting (4000K)	Source			Delivered		
	Lm/Ft	Wt/Ft	Lm/Wt	Lm/Ft	Wt/Ft	Lm/Wt
S Standard	647	4.3	151	490	4.8	102
H High	1116	8.0	138	845	9.0	94
M Maximum	1186	8.7	137	898	9.7	92

* See Starfire website for Product Limited Warranty

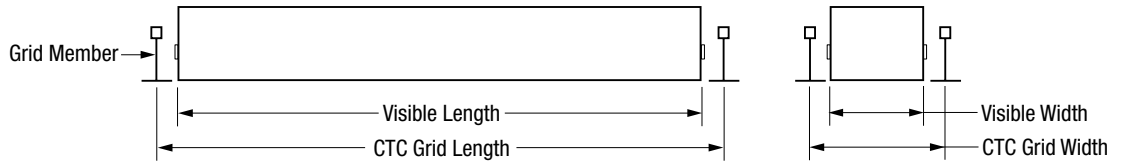


STARFIRE LIGHTING, INC.
7 Donna Drive, Wood-Ridge, NJ 07075
starfirelighting.com

P 201.438.9540
F 201.438.9541

All designs and scaled drawings shall remain the property of STARFIRE LIGHTING, INC., and may not be reproduced or transmitted without expressed written consent. STARFIRE LIGHTING, INC., reserves the right to make changes on approved designs to facilitate manufacturing methods to the extent that such changes do not compromise design integrity.


Grid Ceiling Dimensions



Order CTC Grid Length	9/16", Don Fineline, Decoustic			15/16"		
	Visible Length	Visible Width	CTC Grid Width	Visible Length	Visible Width	CTC Grid Width
24"	23 3/8"	3 3/8"	4"	23"	3 3/8"	4 3/8"
30"	29 3/8"	3 3/8"	4"	29"	3 3/8"	4 3/8"
36"	35 3/8"	3 3/8"	4"	35"	3 3/8"	4 3/8"
48"	47 3/8"	3 3/8"	4"	47"	3 3/8"	4 3/8"
60"	59 3/8"	3 3/8"	4"	59"	3 3/8"	4 3/8"
72"	71 3/8"	3 3/8"	4"	71"	3 3/8"	4 3/8"
84"	83 3/8"	3 3/8"	4"	83"	3 3/8"	4 3/8"
90"	89 3/8"	3 3/8"	4"	89"	3 3/8"	4 3/8"
96"	95 3/8"	3 3/8"	4"	95"	3 3/8"	4 3/8"

Custom Fixture Length Example:

A 24" Nominal Order Length yields a 23 3/8" Visible Length.
 For a 24" Visible Length, order a Custom Length of 24 5/8".
 See charts below for length adjustments per trim type.



Solid Ceiling Dimensions

Nominal Order Length	Visible Length	Visible Width	Plaster Flange				1" Flange			
			Trim Length	Trim Width	Cutout Length	Cutout Width	Trim Length	Trim Width	Cutout Length	Cutout Width
24"	23 3/8"	3 3/8"	26 3/32"	6 3/32"	24 1/4"	4 1/4"	25 1/8"	5 1/8"	24 1/4"	4 1/4"
30"	29 3/8"	3 3/8"	32 3/32"	6 3/32"	30 1/4"	4 1/4"	31 1/8"	5 1/8"	30 1/4"	4 1/4"
36"	35 3/8"	3 3/8"	38 3/32"	6 3/32"	36 1/4"	4 1/4"	37 1/8"	5 1/8"	36 1/4"	4 1/4"
48"	47 3/8"	3 3/8"	50 3/32"	6 3/32"	48 1/4"	4 1/4"	49 1/8"	5 1/8"	48 1/4"	4 1/4"
60"	59 3/8"	3 3/8"	62 3/32"	6 3/32"	60 1/4"	4 1/4"	61 1/8"	5 1/8"	60 1/4"	4 1/4"
72"	71 3/8"	3 3/8"	74 3/32"	6 3/32"	72 1/4"	4 1/4"	73 1/8"	5 1/8"	72 1/4"	4 1/4"
84"	83 3/8"	3 3/8"	86 3/32"	6 3/32"	84 1/4"	4 1/4"	85 1/8"	5 1/8"	84 1/4"	4 1/4"
90"	89 3/8"	3 3/8"	92 3/32"	6 3/32"	90 1/4"	4 1/4"	91 1/8"	5 1/8"	90 1/4"	4 1/4"
96"	95 3/8"	3 3/8"	98 3/32"	6 3/32"	96 1/4"	4 1/4"	97 1/8"	5 1/8"	96 1/4"	4 1/4"
Custom Order Length	Order Length - 5/8"	3 3/8"	Order Length + 2 3/32"	6 3/32"	Order Length + 1/4"	4 1/4"	Order Length + 1 1/8"	5 1/8"	Order Length + 1/4"	4 1/4"

Nominal Order Length	Visible Length	Visible Width	1/2" Flange				Grid Trim (No Flange)*			
			Trim Length	Trim Width	Cutout Length	Cutout Width	Trim Length	Trim Width	Cutout Length	Cutout Width
24"	23 3/8"	3 3/8"	24 3/16"	4 3/16"	24 1/4"	4 1/4"	23 3/8"	4 3/16"	23 1/2"	3 1/2"
30"	29 3/8"	3 3/8"	30 3/16"	4 3/16"	30 1/4"	4 1/4"	29 3/8"	4 3/16"	29 1/2"	3 1/2"
36"	35 3/8"	3 3/8"	36 3/16"	4 3/16"	36 1/4"	4 1/4"	35 3/8"	4 3/16"	35 1/2"	3 1/2"
48"	47 3/8"	3 3/8"	48 3/16"	4 3/16"	48 1/4"	4 1/4"	47 3/8"	4 3/16"	47 1/2"	3 1/2"
60"	59 3/8"	3 3/8"	60 3/16"	4 3/16"	60 1/4"	4 1/4"	59 3/8"	4 3/16"	59 1/2"	3 1/2"
72"	71 3/8"	3 3/8"	72 3/16"	4 3/16"	72 1/4"	4 1/4"	71 3/8"	4 3/16"	71 1/2"	3 1/2"
84"	83 3/8"	3 3/8"	84 3/16"	4 3/16"	84 1/4"	4 1/4"	83 3/8"	4 3/16"	83 1/2"	3 1/2"
90"	89 3/8"	3 3/8"	90 3/16"	4 3/16"	90 1/4"	4 1/4"	89 3/8"	4 3/16"	89 1/2"	3 1/2"
96"	95 3/8"	3 3/8"	96 3/16"	4 3/16"	96 1/4"	4 1/4"	95 3/8"	4 3/16"	95 1/2"	3 1/2"
Custom Order Length	Order Length - 5/8"	3 3/8"	Order Length + 3/16"	4 3/16"	Order Length + 1/4"	4 1/4"	Order Length - 5/8"	4 3/16"	Order Length - 1/2"	3 1/2"

* This trim type typically installed before ceiling or from above ceiling

For lengths over 96", consult factory regarding cutout dimensions



STARFIRE LIGHTING, INC.
 7 Donna Drive, Wood-Ridge, NJ 07075
 starfirelighting.com

P 201.438.9540
 F 201.438.9541

All designs and scaled drawings shall remain the property of STARFIRE LIGHTING, INC., and may not be reproduced or transmitted without expressed written consent. STARFIRE LIGHTING, INC. reserves the right to make changes on approved designs to facilitate manufacturing methods to the extent that such changes do not compromise design integrity.