

# 2" VersaLux LED Pendant

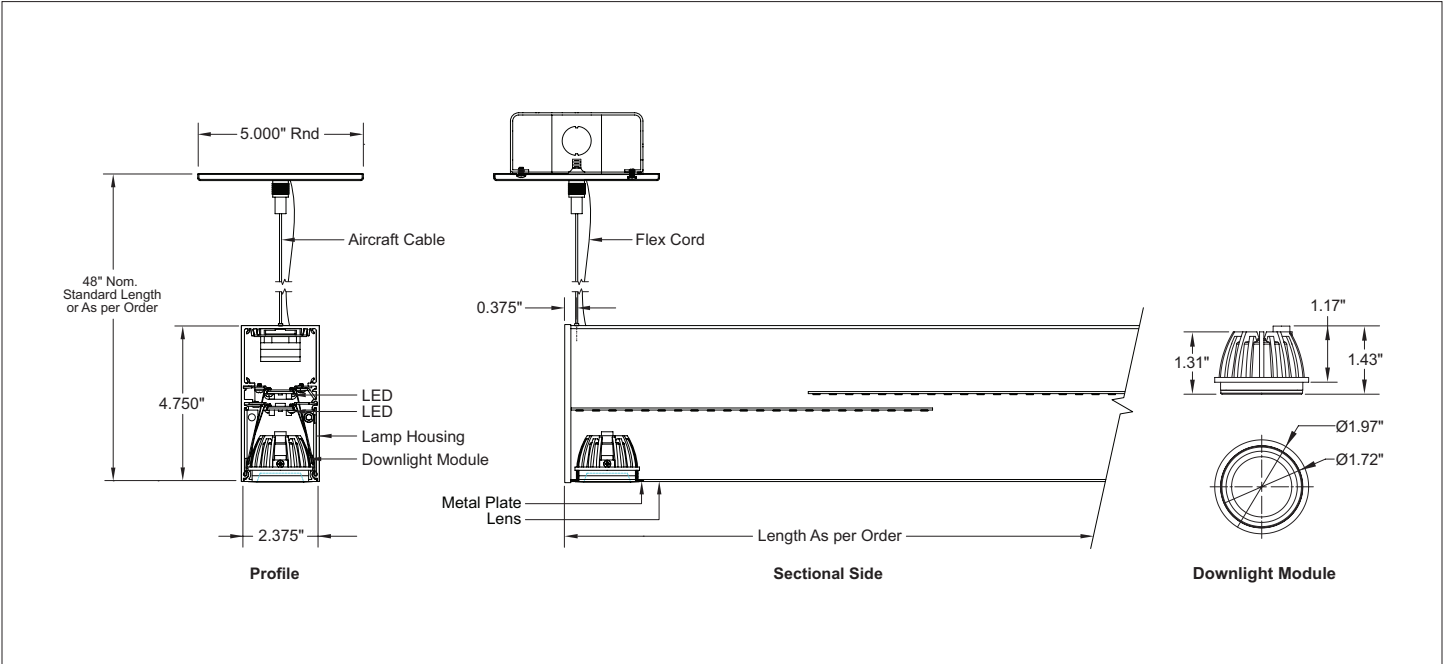
LED



LED Linear Direct Pendant with Pinhole Aperture LED Downlight Modules

PDL2

Job Name
Fixture Type



PDL2-	LED DOWNLIGHT					LINEAR LED					-W		
	Qty	CRI	Color	Output	Dimming	Lens	CRI	Color	Output	Dimming		Lens	Length (")
1	880+	27	2700K	S Standard	S Std. 0-10V 1%	S 25° Spot	880+	27	2700K	S Standard	S Std. 0-10V 1%	DF Diffuser	<i>Nominal:</i> <b>24 36 48</b> <b>60 72 84</b> <b>96</b> (see Page 2) <i>Custom:</i> <b>Cxxx</b> (in inches)
2	990+	30	3000K	H High	H ECO 1% <sup>(2)</sup>	F 40° Flood	990+	30	3000K	H High	H ECO 1% <sup>(2)</sup>	D1 Drop 1/2"	
3		35	3500K	M Maximum	D DALI 1%	D Diffuser		35	3500K	M Maximum	D DALI 1%	D2 Drop 2"	
4		40	4000K	<i>Custom:</i> Specify Lumens <sup>(1)</sup>	P POE <sup>(1)</sup>	O Solite		40	4000K	<i>Custom:</i> Specify Lm/Ft <sup>(1)</sup>	P POE <sup>(1)</sup>	BW Batwing	
					W Wireless <sup>(1)</sup>	H Hexcel			2700K-6500K		W Wireless <sup>(1)</sup>	LS Louver Specular	

Product Code Example: PDL2-3D830SS0-L830HSBW-C120-W

Linear flush lens, direct pendant with pinhole LED downlight module(s). Linear portion utilizes high performance LED boards, snap-in diffusion lenses and full reflectors. Downlight module(s) utilize a high performance COB component and reflector behind a clear or frosted lens.

### Features

- Starfire's proprietary EvenGlow™ system provides uniform illumination from end-to-end without lamp imaging, bright spots or shadows at any length.
- Fixtures fabricated to any length without custom engineering
- Exceptional lumen per watt efficiency
- High efficiency, low cost, Tunable White option
- High performance snap-in lenses; flush diffusion, flush batwing, or drop with illuminated end caps, plus white or specular louver options
- Combine with welded corner Connectors to form small or large scaled patterns of uniform light

### Fixture Specifications

- Housing/Trim: Heavy-duty extruded aluminum
- Finish: White (std), custom available
- Weight: Approx. 3.5 lbs. per linear foot, plus 0.25 lbs. per VDM downlight module
- UL Listed, (indoor non-condensing)
- Linear LED: Page 2, VDM: Download spec sheet

### Electrical

- Power consumption: Per specification based on LED configuration
- Input Voltage: 120-277V universal driver
- Ambient operating range: -4 °F to +100 °F
- Integral electronic drivers
- Independent linear and downlight circuiting
- Integral wiring bus between fixture sections
- Drivers with full dimming range at any output choice
- Dimming: 0-10V 1% standard, contact factory for options

### Mounting

- Round canopies (std), square available. Consult factory for special ceiling conditions
- Aircraft cable (std), stem optional. Mounting location 0.375" from end of fixture.
- Contact factory for fixture lengths >96"

### Options (Consult factory)

- Occupancy sensor, daylight control module
- EM pack (Delivers 800+ total lumens for 90 mins). Specify length and location (+/- 2ft) at time of order

<sup>(1)</sup> Specify – Factory to confirm  
<sup>(2)</sup> Minimum of two VDM modules per fixture



STARFIRE LIGHTING, INC.  
 7 Donna Drive, Wood-Ridge, NJ 07075  
 starfirelighting.com

P 201.438.9540  
 F 201.438.9541

All designs and drawings are the property of STARFIRE LIGHTING, INC. We reserve the right to make changes to specifications and approved designs at any time without notice to facilitate manufacturing methods to the extent that such changes do not compromise design integrity. All performance specifications are subject to +/- 10% deviation.

# LED Linear Direct Pendant with Pinhole Aperture LED Downlight Modules

## PDL2

## Linear Photometrics

### LED Strip

High output edge-to-edge, end-to-end illumination

- Choice of lumen output levels:
  - S:** Standard
  - H:** High
  - M:** Maximum
  - C:** Custom (between 400 and 1000 Lm/Ft)
- LED Efficiency: Up to 160 Lm/Wt at Max. output and 180 Lm/Wt at Standard power (at 80+ CRI)
- L70: 50,000+ hours at Maximum output
- Color Consistency: Equal or better than 3 SCDM with chip mixing
- 5 year limited warranty\*

### Fixture Overall Length

Nominal	Actual
24"	23.5"
36"	34.5"
48"	45.5"
60"	56.5"
72"	72"
84"	84"
96"	95"

#### Fixture Length Ordering Example:

For a nominal 36" length (34.5" exact): enter **36**  
 To order an exact 36" length: enter **C36**  
 Contact factory for fixture installation dimensions

### Diffuser

80 CRI		4000K		3500K		3000K		2700K	
Output Setting	Lm/Ft	Wt/Ft	Lm/Wt	Wt/Ft	Lm/Wt	Wt/Ft	Lm/Wt	Wt/Ft	Lm/Wt
<b>S</b> Standard	<b>400</b>	3.4	119.0	3.4	116.7	3.6	112.0	4.0	99.4
<b>H</b> High	<b>700</b>	6.2	112.6	6.3	110.2	6.6	105.6	7.7	91.4
<b>M</b> Maximum	<b>850</b>	7.8	109.4	7.9	107.0	8.3	102.3	9.7	87.4

Performance for nominal 4 foot length or greater (Std. 6ft)

### 1/2" Drop Lens

80 CRI		4000K		3500K		3000K		2700K	
Output Setting	Lm/Ft	Wt/Ft	Lm/Wt	Wt/Ft	Lm/Wt	Wt/Ft	Lm/Wt	Wt/Ft	Lm/Wt
<b>S</b> Standard	<b>400</b>	3.3	122.0	3.3	119.6	3.5	114.8	3.9	102.0
<b>H</b> High	<b>700</b>	6.1	115.6	6.2	113.2	6.5	108.4	7.4	94.0
<b>M</b> Maximum	<b>850</b>	7.6	112.4	7.7	110.0	8.1	105.2	9.4	90.0

Performance for nominal 4 foot length or greater (Std. 6ft)

### 2" Drop Lens

80 CRI		4000K		3500K		3000K		2700K	
Output Setting	Lm/Ft	Wt/Ft	Lm/Wt	Wt/Ft	Lm/Wt	Wt/Ft	Lm/Wt	Wt/Ft	Lm/Wt
<b>S</b> Standard	<b>400</b>	2.7	147.3	2.8	144.4	2.9	138.7	3.2	123.8
<b>H</b> High	<b>700</b>	5.0	140.8	5.1	138.0	5.3	132.3	6.0	115.8
<b>M</b> Maximum	<b>850</b>	6.2	137.6	6.3	134.8	6.6	129.0	7.6	111.8

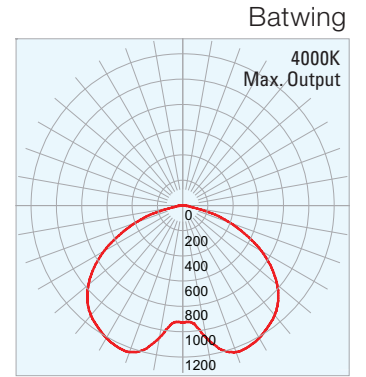
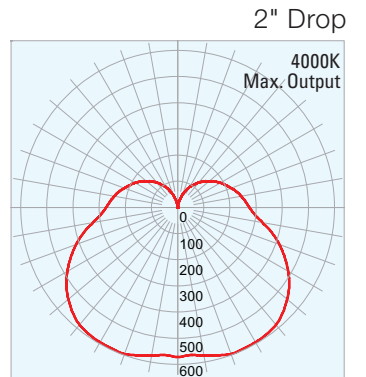
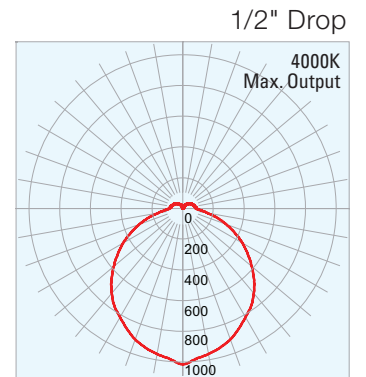
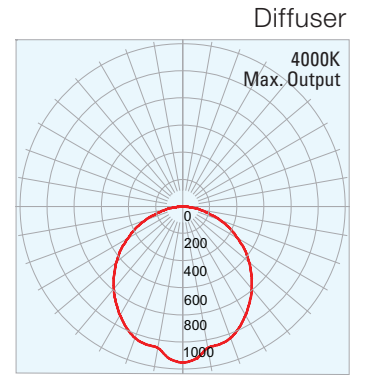
Performance for nominal 4 foot length or greater (Std. 6ft)

### Batwing

80 CRI		4000K		3500K		3000K		2700K	
Output Setting	Lm/Ft	Wt/Ft	Lm/Wt	Wt/Ft	Lm/Wt	Wt/Ft	Lm/Wt	Wt/Ft	Lm/Wt
<b>S</b> Standard	<b>400</b>	3.1	131.1	3.1	128.5	3.2	123.4	3.6	109.8
<b>H</b> High	<b>700</b>	5.6	124.7	5.7	122.1	6.0	117.0	6.9	101.8
<b>M</b> Maximum	<b>850</b>	7.0	121.5	7.1	118.9	7.5	113.8	8.7	97.8

Performance for nominal 4 foot length or greater (Std. 6ft)

\* See Starfire website for Product Limited Warranty



STARFIRE LIGHTING, INC.  
 7 Donna Drive, Wood-Ridge, NJ 07075  
 starfirelighting.com

P 201.438.9540  
 F 201.438.9541

All designs and drawings are the property of STARFIRE LIGHTING, INC. We reserve the right to make changes to specifications and approved designs at any time without notice to facilitate manufacturing methods to the extent that such changes do not compromise design integrity. All performance specifications are subject to +/- 10% deviation.

